

SOLMATE

Solar LED Batten Light Kit



SOLMATE Solar LED batten light is a pioneering model, when comparing with the normal solar powered tube lights, and is widely used in many applications, such as office, home, garage, caravan, carports, bus stations, warehouses, camping tents, farm tents, sidewalks & alleyways, emergency camps, aid tents, caves, or many kinds of temporary or permanent accommodation structures, etc. Solar LED batten light is a kit that contains everything - rechargeable lithium battery, solar controller, and solar panel. Easy installation in less than 5 minutes; you just need to plug solar panel into the light by DC connector. It provides a high brightness level over a long period of time, continuous lighting output, and in-built PIR sensor to save power if sunshine is not strong enough.

This solar LED batten light also supports working during day time while being charged- under manual operation. By programming the remote control, you can increase or decrease the brightness as you wish; there are 2, 4 and 6 hour settings available. One 5V USB output is included to charge a mobile phone, or similar device. It can be controlled locally or manually rather than centrally or automatic.

It is a perfect lighting solution for remote areas, that lack either power or fixed lighting.



Green Energy

100% Energy Saving, endless use.



Long light work

Up to 12 hours working. Continuous lighting output.



USB Output

Backup to charge mobile, useful in emergency.



IP65 Waterproof

Can be widely used in outdoors, never worry water leaks in.



PIR Sensor

Security lighting or to save energy mode.

*Light up
everywhere
Power up
everywhere*

Pictures



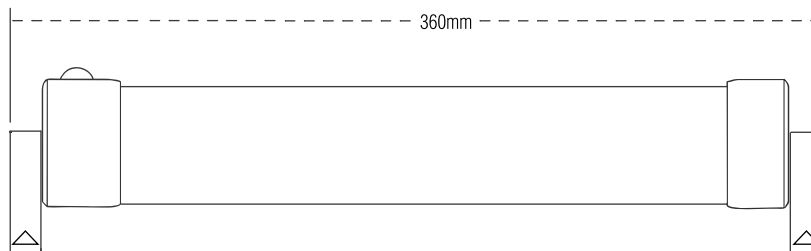
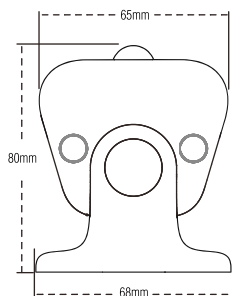
Data Sheet

Model	:	E360
Material	:	PC+Aluminium
LED Peak Power	:	12W
Luminous Flux(lm)	:	1,500lm
Light Color	:	White 6000K
Beam Angle	:	120°
Battery Capacity	:	3.7V 12AH
Solar Panel :	:	10W 6V
USB Output	:	5V 2.5A
Cable Length	:	5M
Switch Cable	:	4M
IP Rate	:	IP65
Warranty	:	2 Years

Application



Dimension



Pictures



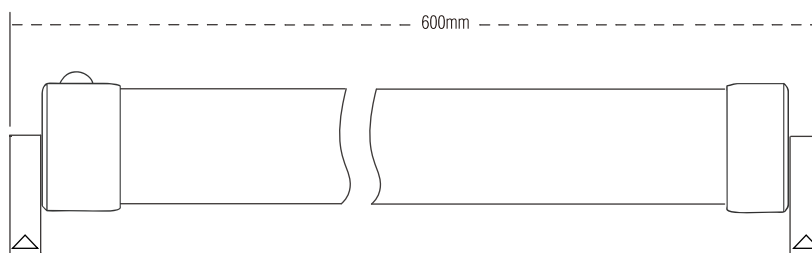
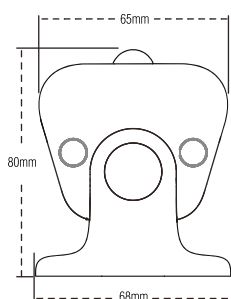
Data Sheet

Model	:	E600
Material	:	PC+Aluminium
LED Peak Power	:	24W
Luminous Flux(lm)	:	2,400lm
Light Color	:	White 6000K
Beam Angle	:	120°
Battery Capacity	:	3.7V 24AH
Solar Panel :	:	18W 6V
USB Output	:	5V 2.5A
Cable Length	:	5M
Switch Cable	:	4M
IP Rate	:	IP65
Warranty	:	2 Years










Application



Dimension




Remote Control

-  MANUAL switch ON/OFF , 100% full power
-  AUTOMATIC ON/OFF up dawn & dark , 100% full power
-  Increase the brightness by 20%
-  Decrease the brightness by 20%
-  Light is 0% (off power) turn ON when sensor is triggered.
-  Light is ON with 30% power, and 100% when sensor is triggered.
-  Set light to work for 2 hours
-  Set light to work for 4 hours
-  Set light to work for 6 hours



More



1 : Push Switch

2 : USB Output

3 : Conector to external switch

4 : Motion (PIR) Sensor

5 : Solar Panel Input

6 : Adjustable Light Brackets

7 : Screw Holder

8 : Solar Panel Brackets

Package

